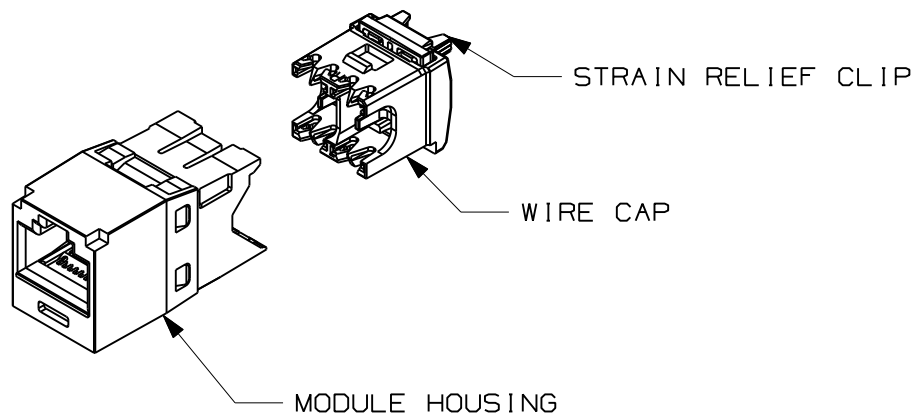


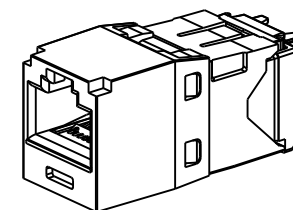
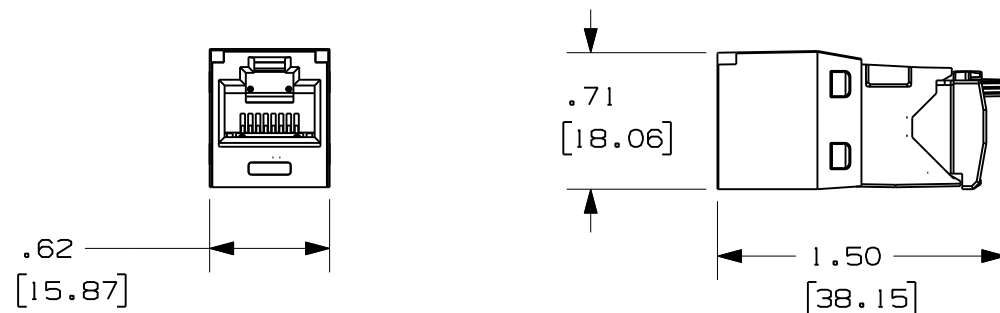
THIS COPY IS PROVIDED ON A RESTRICTED BASIS AND IS NOT TO BE USED IN ANY WAY DETRIMENTAL TO THE INTERESTS OF PANDUIT CORP.

PANDUIT PART#	DESCRIPTION	WEIGHT*
CJ688TG**	8 POSITION, 8 WIRE UNIVERSAL MODULE. WHITE WIRE CAP IS COLOR CODED FOR T568A AND T568B WIRING SCHEMES.	1.53 LB/100 PCS (695g/100 PCS)

*WEIGHT IS APPROXIMATE
**JACK COLOR SUFFIX



- NOTES:
1. WHITE WIRE CAP DESIGNATES CATEGORY 6 PERFORMANCE.
 2. TO DESIGNATE A JACK COLOR, ADD A TWO LETTER COLOR SUFFIX. SEE CURRENT CATALOG FOR AVAILABLE PART NUMBER SUFFIXES TO INDICATE COLOR AND OR PACKAGE QUANTITY.
 3. MATERIAL:
 MODULE HOUSING - UL94V-0 ABS
 WIRE CAP - UL94V-0 PC
 STRAIN RELIEF CLIP - UL94V-0 PC
 4. ALL TX6 PLUS CAT6 8 POSITION, 8 WIRE CONNECTOR MODULES ARE UNIVERSAL IN DESIGN. THEY ACCEPT SIX AND EIGHT POSITION MODULAR PLUGS WITHOUT DAMAGE.
 5. DIMENSIONS IN BRACKETS ARE IN METRIC.



ACTUAL SIZE

MODEL FILENAME	M01874AA_10GTX_ASSY_01	SIZE	A
DRAWING FILENAME	M02043CG_DC10_01B.PRT		
TITLE	TX6 PLUS CAT6 JACK MODULE CUSTOMER DRAWING		
	PANDUIT TM CORP. TINLEY PARK, ILL 60477	I.I. NUMBER	
	THIRD ANGLE PROJECTION	PRODUCT SPEC	
ALL DIMENSIONS ARE GIVEN IN INCHES, UNLESS OTHERWISE SPECIFIED.		WORK INSTRUCTION	
DIMENSIONAL TOLERANCES ARE: (.X) ± (.XXX) ±.010(.3) (.XX) ±.03(.8) ANGLES ±		SCALE	FULL
DRAWN BY	MDJr	REVIEW DRAWING NUMBERS	PART NO.
DATE	8-31-05		CJ688TG**
CHK'D	PBC		DRAWING NO.
			02043-10

REV	DATE	BY	CHK	DESCRIPTION	ECN	R	CUST	SUP	OTH
1	2-04-08	BJN	EJH	A. UL94V-0 ABS WAS ABS; UL94V-0 PC WAS PC; NOTE 3	02043-10		VMB		
R	8-31-05	MDJr	PBC	RELEASED TO PRODUCTION	02043-10		PBC		